


BCD1015 Series DC Isolated Battery Charger



A product of:



Benefits

- Ultra-Quiet
- Power sensitive electronics without interference
- Rugged & Reliable
- Ensure years of safe and trouble free operation
- Fast & Accurate Charging

Applications

- Marine & other Rugged Environments
- Electric Utilities and Substations
- Manufacturing Plants
- Steel Mills
- Military Applications (COTS)
- Industrial Controls
- OEM Applications
- Solar / Alternative Power Systems
- Fuel Cells
- Charge any DC/DC System

Battery Chargers

BCD1015 Series

Description

The model BCD1015 DC Battery Charger charges either 12V, 24V or 48V batteries from a 24V or 48V power source. Other battery voltages up to 56 volts are also available by special order.

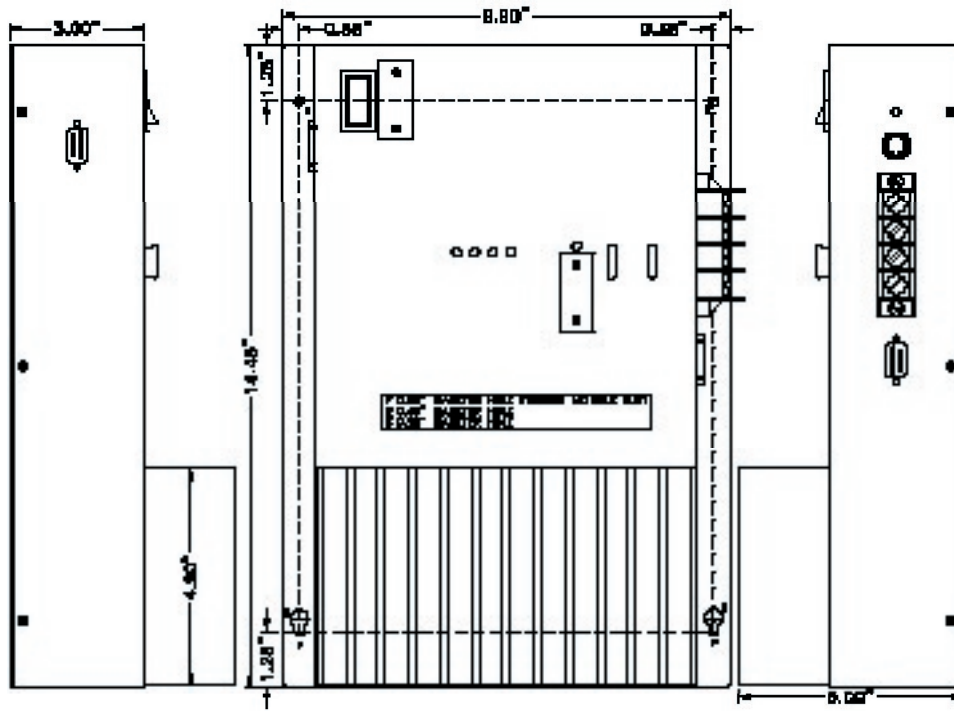
The all-new Current Mode switching design offers increased power and reliability in a compact package. The low ripple charging profile and standard equalize cycle greatly increases the lifetime of expensive battery systems. Extra input and output filtering reduce EMI to extremely low levels. Reliability features include an input fuse, thermal shutdown, current limiting, reverse battery hookup protection and output short circuit shutdown with automatic recovery.

The output voltage is easily adjusted 0.5 volts above or below the standard output voltage to accommodate special charging requirements. Optional features include a Digital Volt/Ammeter, Remote Control Panel, and/or 19" Rackmounting. We are confident that you will get many years of reliable service from this DC Battery Charger.

Features

- Fully Isolated Design
- Adjustable output voltage for charging standard or deep cycle lead-acid, VRLA or Gel cell type battery
- Transient Voltage Suppressor
- Extremely rugged and well suited for marine and other demanding environments
- High tolerance for shock and vibration
- Ultra-quiet low EMI operation
- Can be left permanently connected
- Spark free connection
- User selectable 2 or 3 stage charging profile
- Audible & visual indicators for output overload, low input voltage, low output voltage & over-temperature
- Over-temperature shutdown
- Short circuit protection
- Output over-voltage crowbar
- Inrush Current Limiting with solid state bypass
- Dry contact output fail relay
- 3 year parts and labour warranty

Mechanical Diagram



Specifications (Specifications Subject to Change Without Notice)

Electrical (Input)

Nominal (ip)	24	48
Actual (Vdc)	20-35	40-60
Input Amps (max)	72	36
Input Fuse (ATC)	30 x 3	20 x 2
Noise on Input	< 50 mV	

Environmental Specifications

Operating Temp. Range	-25° to +40°C @ maximum output Derate Linearly 2.5% per °C from 40°C (Optional -40°C extra wide-temp. operation avail.)
Humidity	0 - 95% Relative Humidity (non-condensing) with optional conformal coating
Audible Noise	NONE Ødb @ 3 ft (34.5 dB when fan operating)
Typical Service Life	> 10 yrs. (87,600 hrs)
Isolation	Input-Case & Input-Output 1500VDC Output-Case 500VDC


Electrical (Output)

Output Nominal (op)	12	24	48
Output Volts (DC)	13.6 ± 0.05	27.2 ± 0.05	54.4 ± 0.05
Absorption Voltage (Vdc)	14.4	28.8	57.6
Charging Amps	60	40	20
Absorption to Float	9.0 Amps	6.0 Amps	3.0 Amps
Output Adjustment (Vdc)	± 0.5V		
Output Fuses (ATC)	40 x 2	40 x 2	25 x 2
Battery Banks	1 or 2 (3 Bank Option Available)		
Battery Size (Amp Hrs.)	240-360	160-240	80-120
Output Crowbar	16.0 ± 0.5V	32.0 ± 1.0V	63.9 ± 2.0V
Output Ripple & Noise	< 50 mV		
Regulation (Line & Load)	< +/- 0.5%		
Temperature Comp.	-30 mV/°C	-60 mV/°C	-120 mV/°C
Duty Cycle	Continuous 100% for 24 hours per day		
Efficiency	> 80% @ Maximum Output		
Stages	2 or 3 (user selectable)		

Mechanical Specifications

Length	14.5 in / 36.8 cm
Width	9.9 in / 25.1 cm
Height	5.5 in / 14.0 cm
Clearance	1 inch (2.5 cm) all around
Material	Marine Grade Aluminium
Finish	Black Anodize / Powder Epoxy Coat
Fastenings	All 18-8 Stainless Steel
Weight	12.0 lb / 5.5 kg
Connections	Four contact output terminals
Warranty	3 years
Safety	UL458 & CSA 22.2.107.1 Pending

Available from:



RIPEnergy

The power conversion company

RIPEnergy AG
Talstrasse 2
CH-8702 Zollikon
Switzerland

Ph +41-(0)43-818 53 85
Fax +41-(0)43-818 53 87
www.ripenergy.ch