


# BCD605 Series DC Battery Charger



A product of:



## Benefits

- Ultra-Quiet
- Convection cooled, no noisy fan
- Power sensitive electronics without interference
- Rugged & Reliable
- Ensure years of safe and trouble free operation
- Fast & Accurate Charging

## Applications

- Marine & other Rugged Environments
- Mobile Offices (TV and Radio Vans)
- Automotive / RV / Military
- Electric Utilities and Substations
- Base Station Power (Radio & Telecommunications)
- Industrial Controls
- Field Work / Construction Sites
- Solar / Alternative Power Systems
- Emergency Backup Power (UPS)
- Charge any 24V Battery System

# Battery Chargers

## BCD605 Series

### Description

The BCD605 battery charger provides up to 600 watts to charge a 12V or 24V battery system from a 12V source. Both the 12V source and the batteries under charge must share a common ground.

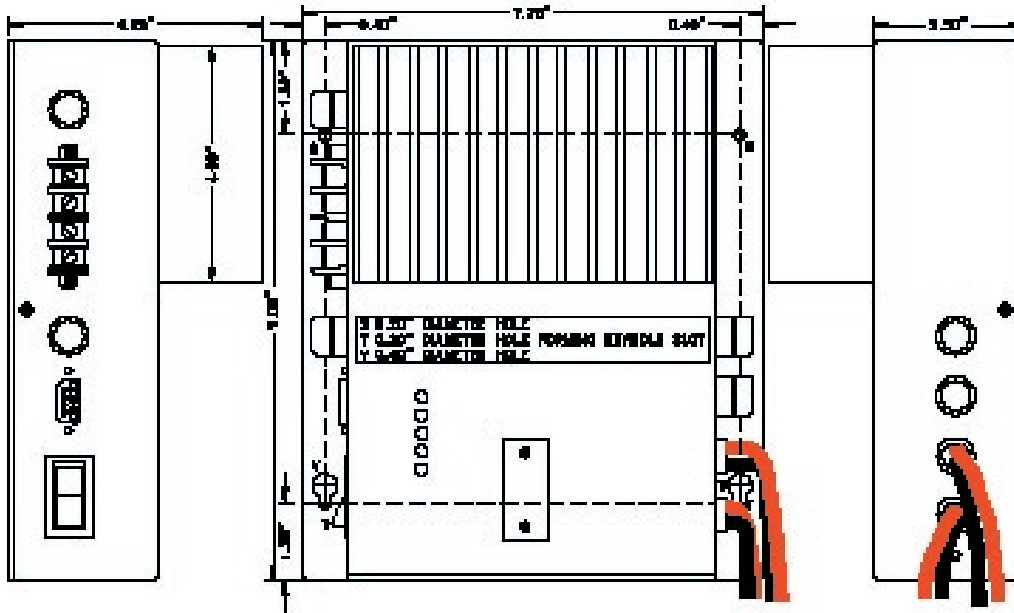
This all-new single board design incorporates state of the art switchmode technology for unmatched efficiency and ultra-quiet operation. Multiple stages of filtering reduce radiated or conducted noise to very low levels. Extra features include adjustable output voltage, audible and visual indicators for low input voltage, low output voltage and over temperature. Safety features include reverse input protection, over-temperature shutdown, current limiting, short circuit protection with automatic recovery, input undervoltage shutdown, reverse battery protection and output overvoltage crowbar.

An optional remote control is also available. We are confident that you will get many years of reliable service from this Battery charger.

### Features

- Adjustable output voltage for charging standard or deep cycle lead-acid, VRLA or Gel cell type battery
- Audible & visual indicators for constant current, low input voltage, low output voltage & over-temperature
- Extremely rugged and well suited for marine and other demanding environments
- High tolerance for shock and vibration
- Ultra-quiet low EMI operation
- Current limiting protection
- Short circuit protection
- Reverse input protection
- Output over-voltage crowbar
- Over-temperature shutdown
- Spark-free connection
- Wide temperature operation available
- Dry contact output fail relay
- Conformal coating and/or harsh environment ruggedization available
- Optional portable features for automotive use
- 2 years parts and labour warranty

## Mechanical Diagram



## Specifications ( Specifications Subject to Change Without Notice )

### Electrical (Input)

Model Number	BCD605-12-12	BCD605-12-24
Input Volts (DC)	10.5 – 14	10.5 - 28
Input Amps (max)	50	
Input Fuse (AGC)	30A x 2	
Noise on Input	< 50 mV	
Low Input Voltage Alarm	10.5V	

### Environmental Specifications

Operating Temp. Range	-25° to +40°C @ maximum output Derate Linearly 2.5% per °C from 40°C (Optional -40°C extra wide-temp. operation avail.)
Humidity	0 - 95% Relative Humidity (non-condensing) with optional conformal coating
Audible Noise	NONE Ødb @ 3 ft
Typical Service Life	> 10 yrs. (87,600 hrs)
Isolation	Any Input or Output to Case 500 VDC Input to Output – Common Negative

### Electrical (Output)


Output Nominal (op)	12	24
Output Volts (DC)	13.6 ± 0.05	27.2 ± 0.05
Charging Current (Amps)	♦ 40	♦ 20
Output Adjustment	± 0.5	
Output Crowbar	16.0 ± 0.5V	32.0 ± 1.0V
Output Fuse (AGC)	25A x 2	
Output Ripple & Noise	< 50 mV	
Battery Banks	1	
Stages	2	
Battery Size (Amp Hours)*	160-240	80-120
Regulation (Line & Load)	< +/- 0.5%	
Duty Cycle	Continuous 100% for 24 hours per day	
Efficiency	> 90% @ Maximum Output	

### Mechanical Specifications

Length	9.1 in / 23.1 cm
Width	7.8 in / 19.8 cm
Height	4.3 in / 10.8 cm
Material	Marine Grade Aluminium
Finish	Black Anodize / Powder Epoxy Coat
Fastenings	All 18-8 Stainless Steel
Weight	6.0 lb / 2.7 kg
Connections	Four contact output terminal
Warranty	2 years

♦ The actual output current capability depends upon the input/output voltage ratio. To obtain the actual Output current capability at any given input voltage, use the following formula:  
**Output Amps = Input Volts/Output Volts x 40**  
 For example, at 11 VDC in and 13.6 VDC out, the charging current = 11.5/13.6 x 40 = 33.8 amps

Available from:



# RIPEnergy®

The power conversion company

RIPEnergy AG  
 Wägitalstrasse 24  
 CH-8854 Siebnen  
 Switzerland

Ph +41-(0)43-818 53 85  
 Fax +41-(0)43-818 53 87  
[www.ripenergy.ch](http://www.ripenergy.ch)