

# DCC265 Series DC/DC Voltage Converter



## Benefits

- Ultra-Quiet
- Power sensitive electronics without interference
- Rugged & Reliable
- Ensure years of safe and trouble free operation

## Applications

- Marine / Automotive / RV
- Electric Utilities and Substations
- Telecom Power Plants
- Manufacturing Locations
- Steel Mills
- Military Applications (COTS)
- Industrial Controls
- OEM Applications
- Solar / Alternative Power Systems
- Fuel Cells

## DC/DC Converters

DCC265-420-1200 DC/DC Converter

## Description

The DCC265 Series of DC/DC converters uses a field proven high frequency push-pull topology to generate 1200W output power with built-in fan cooling.

Virtually any DC output from 12V to 125VDC  
24V & 48VDC are standard.  
Consult factory for other voltages.

The chassis-mount design features low component count and high efficiency.

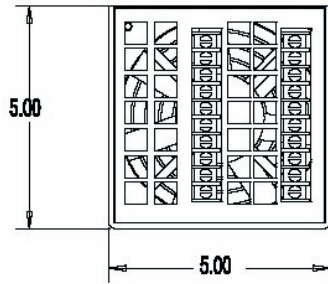
The use of high quality components and rigorous quality control results in an MTBF exceeding 150,000 hours at 45°C.

## Features

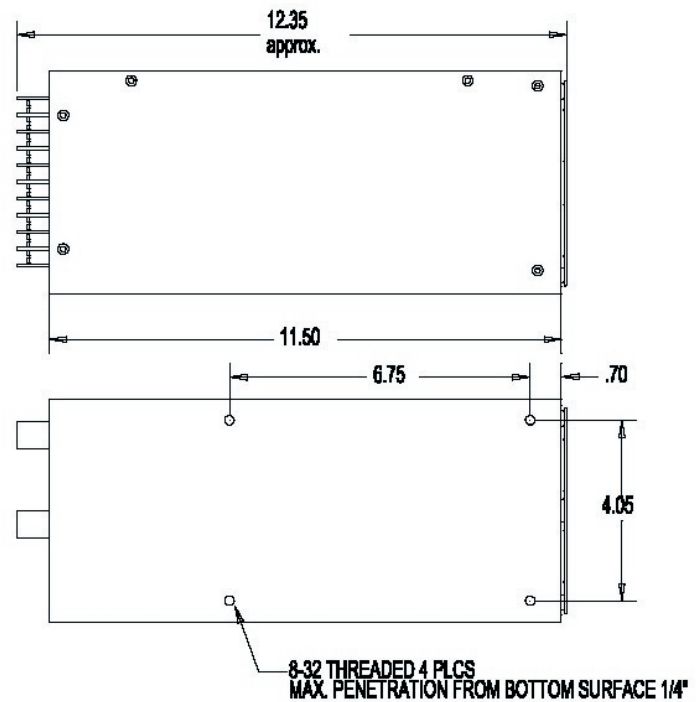
- Compact size
- Single regulated and adjustable output
- 1200W output power
- Full electronic protection
- Telecom quality
- Field-proven design
- n+1 redundancy available
- 1 year parts and labour warranty

# Specifications ( Specifications Subject to Change Without Notice)

## Mechanical Diagram




ALL DIMENSIONS ARE IN INCHES



## Specifications

<b>Input Voltage range</b>	24V or 48VDC are standard (or any DC input from 12V to 125VDC)
<b>Input Protection</b>	Thermal Fuse, Reverse polarity protection, Inrush current limiting
<b>Input Isolation</b>	2250 VDC input to output, input to chassis 500 VDC output to chassis
<b>Output Voltages</b>	420VDC / 2.85A (1200W maximum with built-in fan cooling)
<b>Line Regulation</b>	0.5%
<b>Load Regulation</b>	± 1% from no load to full load
<b>Output Overvoltage Protection</b>	Second regular loop, completely stable and independent of main regulator loop
<b>Output Protection</b>	Rectangular current limiting with short-circuit protection. Thermal shutdown in case of massive overload or short circuit.
<b>Efficiency</b>	Minimum 85% at full load
<b>RFI Suppression</b>	Meets requirements of EN55022: 1987 Class A conducted emissions as a minimum
<b>Output Ripple/Voltage</b>	Better than 1% of output voltage
<b>Operating Temperature</b>	0°C to +50°C for full specification with fan cooling, built into unit
<b>Temperature Drift</b>	0.03% per °C over operating temperature range
<b>MTBF</b>	>150'000 @ 45°C
<b>Connections</b>	Screw type terminal block
<b>Dimensions</b>	Enclosed package : 5" x 5" x 11.5" 12.7 x 12.7 x 29.2 cm
<b>Warranty</b>	1 year

Available from:



## RIPEnergy®

The power conversion company

RIPEnergy AG  
Wägitalstrasse 24  
CH-8854 Siebnen  
Switzerland

Ph +41-(0)43-818 53 85  
Fax +41-(0)43-818 53 87  
www.ripenergy.ch