

IPS600 Series DC/AC True-Sine Inverter



Pure sinewave



Remote control port



Multiple electronic protection



Wide temperature range



Audible and visual alarms

Applications

- Marine & other rugged environments
- Military Vehicles
- Telecommunications Power
- Mobile Offices (TV and Radio Vans)
- Automotive / RV
- Electric Utilities and Substations
- Base Station Power (Radio)
- OEM Applications
- Field Work / Construction Sites
- Solar / Alternative Power Systems
- Emergency Power Backup (UPS)
- Musical Recording Equipment
- Forklift Mountable

DC/AC Inverters

IPS600 Series True-Sine

Description

Computers are moving into non-traditional work areas at an ever increasing rate as more and more specialty software packages become available. However there is a major problem. Computers require clean, pure AC power to work reliably. If you power one from the same Genset that runs your heavy loads, you could damage it from surges and spikes generated by switching those loads.

If you power it from the same Inverter that runs a microwave and other electrical devices, similar problems occur, plus voltage dropouts from excessive loads on the inverter add to the problem. Also, most inverters produce 'Quasi-Sine Wave' AC, which often doesn't run computers very well. Complaints of noisy displays, cursors that move by themselves and more abound.

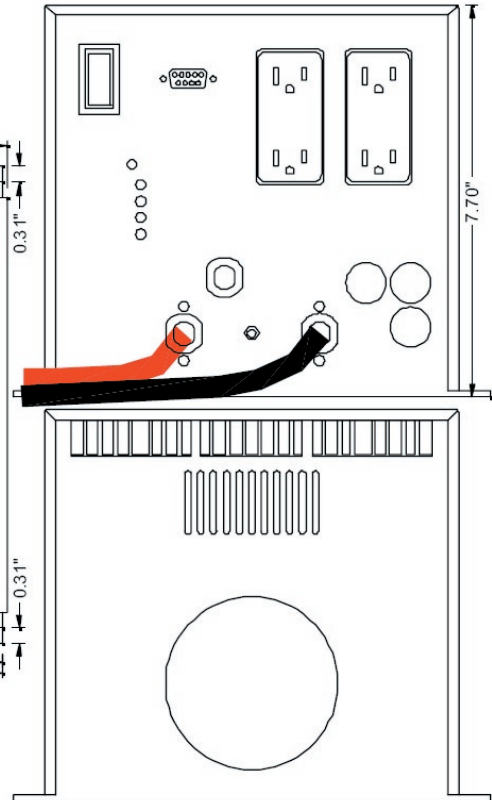
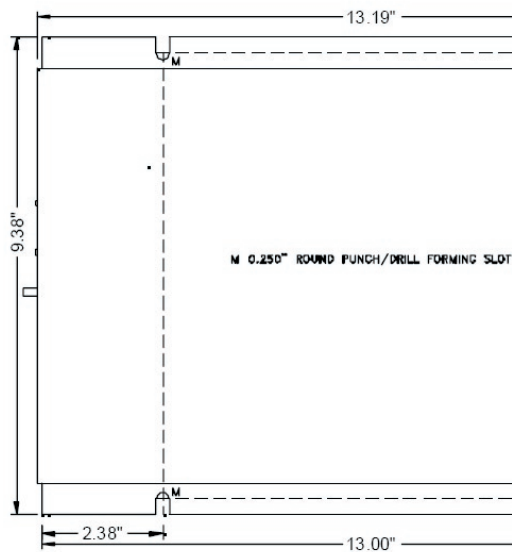
The IPS Series of 'True Sine Wave' Inverters are designed specifically for running computers and other electronics in mobile and other off-grid locations.

One standard AC receptacle provides for easy connection. Versions are available to operate from 12V, 24V or 32 Volt battery systems. The IPS600 series of inverters carry a full two-year warranty.

Features

- Pure Sine Wave fully regulated output, exactly the same as household AC
- Ultra-quiet low EMI design
- Extra heavy input filtering to eliminate interference with other equipment sharing the same batteries
- Crystal controlled for precise frequency (± 0.01 Hz)
- State-of-the-art MosFet technology and unique „Soft-Start“ circuitry for reliable operation
- Short Circuit Protection
- Current Limiting
- Overload Protected
- Illuminated ON-OFF switch for positive indication of proper operation
- Over-temperature protected
- Low voltage warning and shutdown

Mechanical Diagram



Specifications (Specifications Subject to Change Without Notice)

Electrical (Input)

Nominal (ip)	12	20	40
Actual (Vdc)	10.5-16	20-40	40-80
Input Amps (max)	107	57	28
Input Fuse (ATC)	40A x 3	20A x 4	40A x 1

Environmental Specifications

Operating Temp. Range	-25° to +40°C @ maximum output Derate Linearly 2.5% per °C from 40°C to 85°C (Optional -40°C to +55°C extra wide temp. operation avail.)
Humidity	0 - 95% Relative Humidity (non-condensing) with optional conformal coating
Audible Noise	34.5 db @ 3 ft
Typical Service Life	> 10 yrs. (87,600 hrs)
Isolation	Input-Case & Input-Output 1500VDC Output-Case 500VDC


Electrical (Output)

Output Nominal (op)	110	220
Output Volts (AC)	115 ± 5 rms	220 ± 10 Vac
Output Amps	5.0 cont. / 7.5 peak	3.2 cont. / 4.8 peak
Output Frequency (Crystal Controlled)	60.00 ± 0.01 Hz	or 50.00 ± 0.01 Hz
Output Type	Pure Sine Wave	
Output Distortion	< 5% at 600 Watts into 0.8 power factor load	
Regulation (Line & Load)	< +/- 0.5%	
Duty Cycle	Peak 20% for 10 min max Continuous 100% for 24 hours per day	
Efficiency	> 80% @ Maximum Output	

Mechanical Specifications

Length	13.0 in / 33.0 cm
Width	9.0 in / 22.9 cm
Height	7.8 in / 19.8 cm
Clearance	1 inch (2.5 cm) all around
Material	Marine Grade Aluminium
Finish	Black Anodize / Powder Epoxy Coat
Fastenings	All 18-8 Stainless Steel
Weight	22 lb / 10 kg
Connections	Dual Decora Style Receptacles
Warranty	2 years

Available from:



RIPEnergy

The power conversion company

RIPEnergy AG
Wägitalstrasse 24
CH-8854 Siebnen
Switzerland

Ph +41-(0)43-818 53 85
Fax +41-(0)43-818 53 87
www.ripenergy.ch